

A Linha Curva: Fact File

Choreographer	
Company	
Premiere Date	
Dance style	
Choreographic approach	
Starting Point/Stimulus	
Choreographic Intention/Theme	
Dancers	
Duration	
Structure	
Aural Composer and Overview	
Costume Designer and Overview	

Lighting Designer and
Overview

Performance Environment

Set Designer and Staging

A LINHA CURVA

REFERRING TO THE VIDEO INTERVIEW, ANSWER THE FOLLOWING QUESTIONS

Section A

1. Who is the choreographer of A Linha Curva ?

Section B - Stimulus

2. State in one word, what type of work A Linha Curva is?
3. A Linha Curva also has a slight story or narrative though. What is this?

Section C – What the dance work is about

4. What does this dance convey to the audience.....a sense of what?

Section D – Development of ideas

5. What is one of the most important components of this dance?
6. What are the narrative scenes inspired by?

Section E – The approach

7. How do you see canon used in the duet sections?
8. How many solos are there in the dance?

Section F – Creating and developing material

9. Who created the individual solo dance phrases?

Section G – Motifs and phrases

10. How might you see some of the motifs differently (after they have been developed)?

Section H – Structure

11. A Linha Curva is an en..... work for how many dancers?

Section I – Style

12. What 3 dance styles are evident in this dance work?

Section J – Itzik Galili choreographic style

13. Despite this dance being fast, what did the choreographer want the movement to be like?

Section K – Number and Gender of dancers

14. How many men in the dance?
15. How many women in the dance?

Section L – Staging decisions

16. As well as choreographer, what 3 things did Itzik Galili also design?
17. What do the men and women dancers wear?
18. The music is by which band?

Section M – Feelings of audience

19. How should the audience feel while watching the dance or when they leave?

Section N – Moments

20. Describe two moments that we are told to look out for

What are your thoughts and reflections after watching 'ALC' again?

A large, empty rectangular box with a thin black border, intended for the student to write their thoughts and reflections.

Motif & development

Identify a specific **motif** you can see in 'A Linha Curva': **Motif name** -

	Description
Action	
Space	
Dynamics	
Relationships	
Any Choreographic Devices used within	

How is this motif developed?

	Description
Action	
Space	

Dynamics	
Relationships	
Choreographic Devices	

How does this motif help to communicate the theme or starting point?

.....

.....

.....

.....

.....

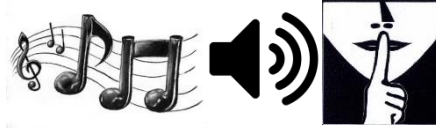
.....

.....

.....

Does it support any other components?

AURAL SETTING



HELP! –

Describe =
tell me **what**
is there,
NOT why!

Create a mind map to **describe** the aural setting/accompaniment. Analyse how the aural setting is used effectively in A Linha Curva.

REMEMBER to think about:

- R - rhythm
- I - instruments
- D - dynamics
- O – other sounds
- M - melody
- S - speed

Aural Setting

Music Dance Relationships:

DIRECT CORRELATION – The dancers work closely with the complex rhythms of the music.

MUTUAL COEXISTENCE – The dancers and accompaniment occur simultaneously, but are unrelated.


DISASSOCIATION – The dancers work independently of it and contrast it.

Highlight if the aural setting:

Shows geographical context, historical context, social context, cultural context, context, is naturalistic, shows time of day, enhances narrative, enhances theme, highlights character/leit motif, highlights dancers, highlights group(s) of dancers, enhances the structure of the dance, enhances highlight/climax, enhances mood/atmosphere, complements other components, is symbolic, enhances the audible aspects of the dancer, adds humour, links to stimulus/starting point, enhances the action content, has a close relationship with the movement, links to genre, shows age.

Select 1 of the components you have highlighted on the aural setting page and give clear examples of how these are evidenced:

Component 1 :



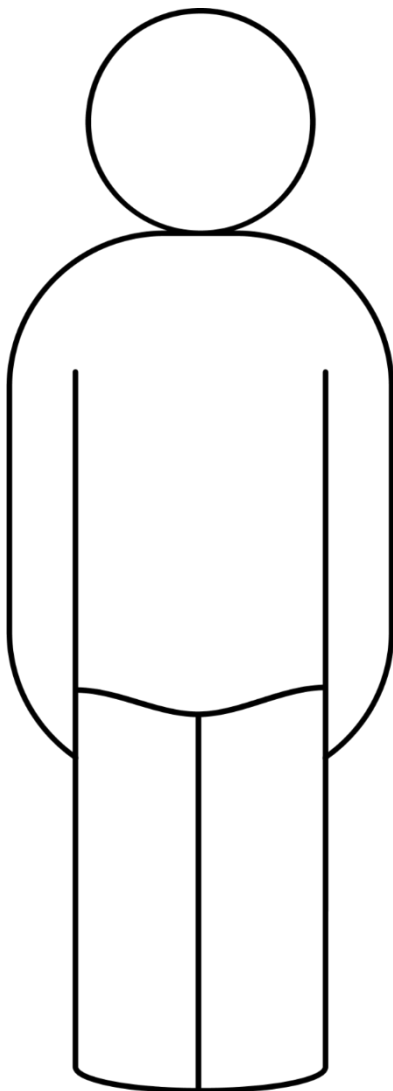
COSTUME

Using the blank outline below, **draw and describe** the costume. **Analyse** how the costume is used effectively in 'A Linha Curva'.

REMEMBER to think about:

- D - design
- C - colour
- F - fabric
- F - fit

Costume



HELP! –
Describe =
tell me **what**
is there,
NOT why!

Extension: Explain how
*this costume helps support
either the theme or starting
point of 'ALC'*

Highlight if the costume:

Shows historical context, social context, geographical context, supports narrative, supports theme/idea, suggests an era, defines a character, identifies main dancer, identifies groups of dancers, supports mood/atmosphere, sculpt body, enhances the flow of the action, defines gender, enhances the line of the body, complements other components i.e. aural setting, lighting, staging/set, suggests age of dancer, supports genre, incorporated into the dance action, links to stimulus.

REMEMBER to think about:

- T - type
- W - where
- I - intensity
- C - colour

LIGHTING

Using the image below, **label and then describe** the lighting. **Analyse** how the lighting is used effectively in 'A Linha Curva'.



Describe the lighting State:

Highlight if the lighting:

Shows time of day, season, climate, context, geographical context, historical context, social context, mood/atmosphere, is symbolic, highlights dancer/groups of dancers, accentuates actions/gestures/body parts, aids theme, aids narrative, complements other components, highlights key areas of the performing space, adds humour, adds to dance style/genre, creates a natural environment/naturalistic, highlights non-dancing performer, highlights climax, highlights structure.

Give an example of how this lighting supports the choreographic intention:

SET/STAGING/PERFORMANCE ENVIRONMENT

Using the image below, **label and describe** the set, staging and performance space. **Analyse** how they are used effectively in 'A Linha Curva'.

REMEMBER to think about:

- S - set
- P - props
- I - images
- L - lighting
- L - layout



Highlight if the Set/Staging/Performance Environment:

Creates entrance/exits, set incorporated with action, complements other components, creates levels, suggests a context – historical, geographical, social, era, shows mood/atmosphere, bare stage so that the focus is on the action content, divides the stage, is symbolic, enhances structure, helps narrative, theme, set used/incorporated by the dancers, shows climate, creates contrast.

Use this space to explain how the set design supports the choreographic intention:

A large, empty rectangular box with a thin black border, intended for the student to write their explanation of how the set design supports the choreographic intention.

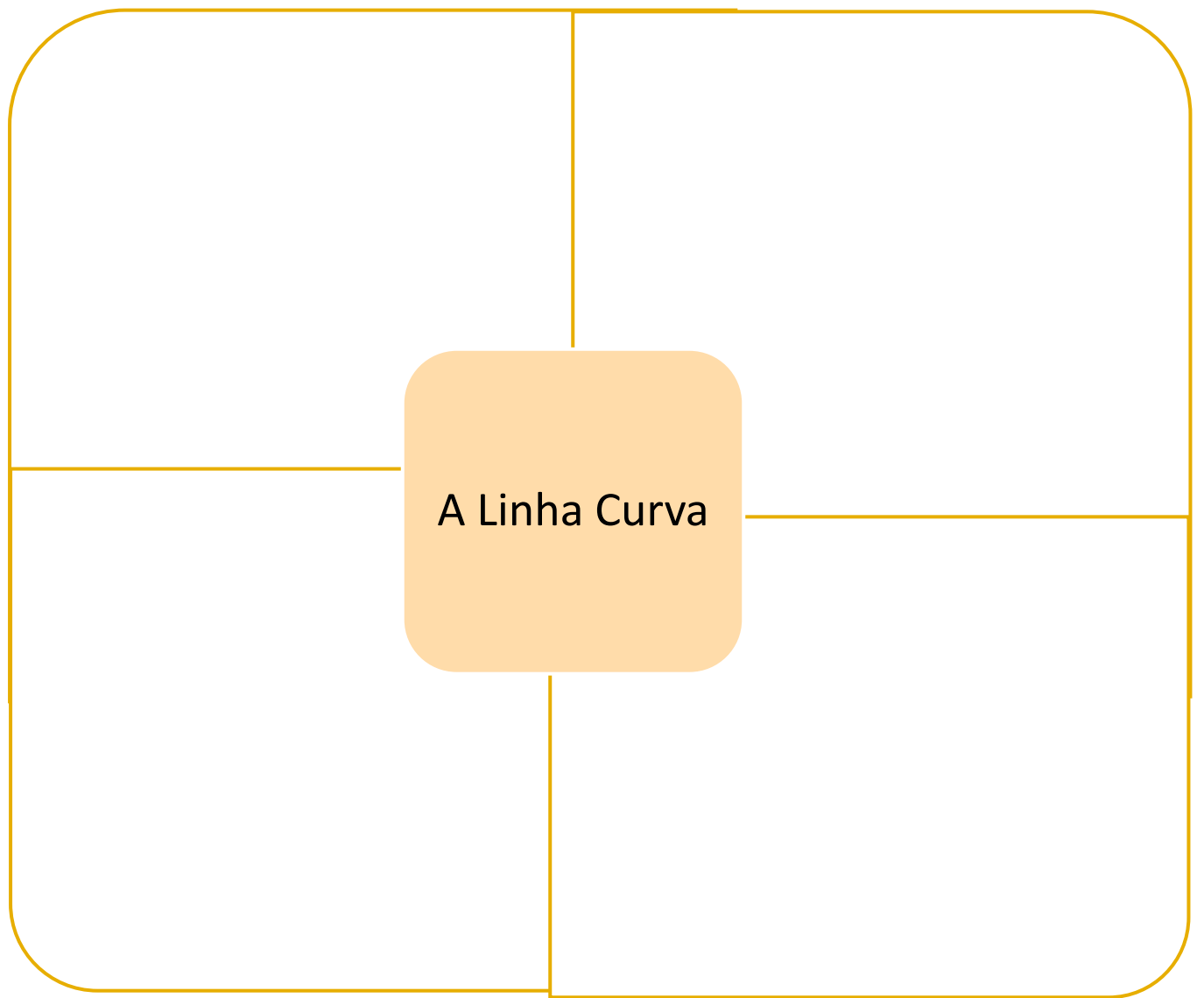
Discuss the use of camera within this piece. Identify what camera angles are used and how these also support the intentions of the choreographer:

<u>Camera Angle</u>	<u>Analysis</u>
	Component this supports:
	<u>Explanation</u>

How do the components within 'A Linha Curva' help communicate the choreographic intention?

COSTUME

ACCOMPANIMENT



LIGHTING

PHYSICAL SETTING

Exam style question:

Discuss how the lighting in 'A Linha Curva' helps our understanding of the piece

(12 marks)

Description	Component	Explanation
The squares on the floor change colour as dancers step into them	Defines the dance space	This shows us that the dancers are showing us that they are individuals in their squares, but working as a collective group.

