

EATON BANK



ACADEMY



Success at GCSE

English language and English Literature

Session Aims:

To leave knowing:

- What is on each English exam.
- To know the kinds of revision activities you can expect your child to be doing.

Unseen Poetry

Revision Activity: 15-20 mins

1. Read a poem.
2. Read it again and underline key words.
3. What is happening in the poem? Who is speaking and who are they speaking to?
4. How does the poet reveal information- consider the opening and ending of the poem.
5. What words/ images/ techniques can you use to support your ideas?

Unseen Poetry

Revision Activity: 20-30 mins

- Annotate 2 poems and then **plan** an essay response:

Similarities

Differences

What are the poems about?

How are the ideas organised?

How has the poet used language?

What does the poem make you think?

Extract Question

- They will usually be about how the writer has presented a character or created mood and atmosphere in a short section of the text.
- Students must **TRACK** through the extract.

Set Text Revision

- Re-read the texts!
 - Audio versions are available on you-tube.
- Film/ video versions are also available but these cannot replace the re-reading of the texts!
- BBC bitesize has lots of activities/ notes on all of the set texts.
- <http://www.bbc.co.uk/education/subjects/zc kw2hv>

Set Text Revision






- Plan responses to essay questions. (10-15 mins)
- Practise annotating extracts. (10-15 mins)
- Completing past papers in timed conditions.
- Make mind-maps/ flash cards.

Set Texts: Key Questions

1. What are the key events and which is the most important?
2. How does the text begin?
3. How does it end?
4. Who are the main characters and how important are they to the story?
5. What are the main themes/ ideas/ feelings explored in the text?

Revision Guides:

- CPG revision guides- £2.75 through school



English Language Exam

Reading and writing non-fiction
texts

Section	Content	Timing	Top Tips
A	<p>Reading Non Fiction</p> <p>3 texts 4 questions</p>	<p>1 hour 15 minutes Total</p> <p>15 minutes reading 1 hour answering questions</p>	<p>As you read highlight:</p> <ul style="list-style-type: none"> • Key points • Language techniques • Presentational devices <p>Make annotations</p> <p>Read all questions carefully. Highlight key words.</p> <p>Remember to apply the exam techniques you have been taught.</p> <p>Keep your eye on the clock. When the 1 hour 15 minutes is up, move on.</p>
B	<p>Writing Non Fiction</p> <p>Shorter Writing Task Inform / Explain / Describe</p> <p>Longer Writing Task Argue / Persuade</p>	<p>1 Hour Total</p> <p>Spend 25 minutes</p> <p>Spend 35 minutes</p>	<p>Read all questions carefully. Highlight key words.</p> <p>Remember to apply the exam techniques you have been taught.</p> <p>Create a quick plan before you begin writing.</p> <p>Remember DROPS</p>

Reading Section

1. Tests your ability to retrieve information.
2. Focuses on the presentational features of one item you have read.
3. Assesses your skills of inference and reading between the lines.
4. Looks at the comparison of the language of two items.

Unseen Non Fiction

Newspaper / magazine articles

Online news articles

Autobiography

Blogs

Adverts

Charity appeal pamphlets

Information leaflets

posters



Unseen Non-Fiction



Revision Activity: 15-20 mins

1. Read a non fiction text.
2. Number the sections or paragraphs.
3. Summarise each section or paragraph in your own words as concisely as you can.

Unseen Non-Fiction



Revision Activity: 15-20 mins

1. Read a non fiction text.
2. Identify purpose and audience.
3. Highlight key points, language techniques and presentational devices.
4. Annotate the **EFFECTS** of the highlighted language and presentational devices.

Comparing Texts

Revision Activity: 25 mins

1. Read two non fiction texts.
2. Identify the purpose and audience of each.
3. Highlight and annotate the language features.
4. Draw up a comparison grid of similarities and differences.

Writing Section



Tests your ability to:

1. write for a prescribed purpose and audience.
2. write in an engaging way.
3. choose vocabulary for effect.
4. structure your writing effectively.
5. be accurate.
6. demonstrate flair and originality.

Writing Non Fiction



Revision Activity: 15 mins

1. Choose a past question.
2. Highlight the key words, including the purpose and audience.
3. Create a detailed plan using DROPS

Past Papers

Complete as many as you can in timed conditions.

